
AND ON TOP OF THAT!

P10TC



Workshop trolley attachment P10TC

with 4 compartments

873.0004




DUO Lock Brilliant
locking system



Four drawers each
load capacity up to 50 kg



Stable
ball bearing




Stainless steel surface



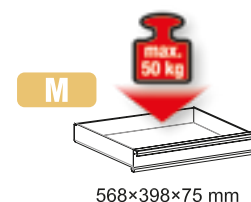
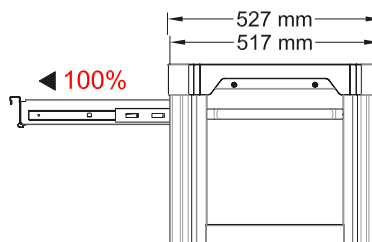
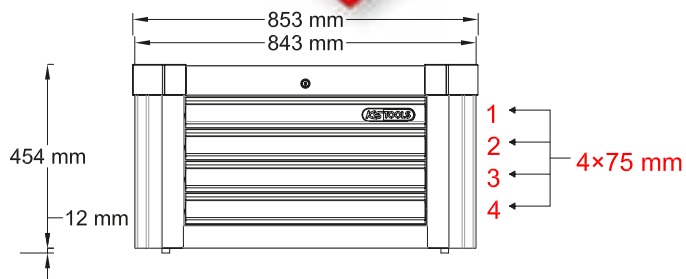
Lock
lockable



Stable grip
easy to transport



Integrated
corner protection





873.7014-R101P...R200P
Replacement key for lock number xyz



873.7014-R201P...R300P
Lock with 2 keys, lock number xyz



873.3008-R008P
Full extension (with ball-bearing guide) with automatic retraction, right



873.3008-R009P
Full extension (with ball-bearing guide) with automatic retraction, left



873.0008-R003P
Stainless steel work surface



873.3008-R006P
Storage for work surface, including screw cover, usable on both sides



873.0004-R004P
Compartment with logo and ball-bearing guide, for attachment P10TC, 568x398x65 mm



873.1008-R003P
Compartment with ball-bearing guide, 568x398x65 mm



873.0004-R002P
Plastic bumpers, front left, back right




873.0004-R003P
Plastic bumpers, front right, back left



873.7014-R003P
M6x12 screw (1 pcs.)



873.0004-R001P
Body of workshop trolley attachment



Your trolley will
always be a hit!